


DRP-480-24



AC INPUT
N L



DC OUTPUT
-V -V +V +V



Vmove




CONNESSIONE "Vmove" PER CONTROLLO

CORRENTE DI CARICA

BD1015

DC IN+ DC OUT+
DC IN- DC OUT-

A.C. OP. A.C. OP.
BT. OP. BT. OP.
BT. LOW BT. LOW
NO BT. NO BT.
TEST COM. RT.
TEST SW VMV/TSTR




BATT.+
BATT.-

COLLEGARE AL CARICO



ALLARMI E TEST

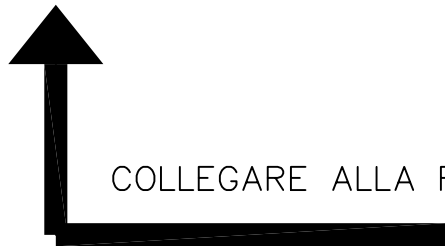
A.C. OP. SI CHIUDE IN FUNZ. DA RETE
BT. OP. SI CHIUDE IN FUNZ. DA BATTERIA
BT LOW N.C. SI APRE PER ALL. BATTERIA BASSA
NO BT N.C. SI APRE PER MANCANZA BATTERIA



COLLEGARE ALLA BATTERIA

CON ADEGUATO FUSIBILE IN SERIE

COLLEGARE ALLA RETE



POWER ELECTRONICS s.r.l.

Title **DRP480 E MODULO CARICA BATTERIA BD1015**
SCHEMA D'INTERCONSSIONE

Size A	Document Number ILL.BD1015CONN480	Rev. A
-----------	--------------------------------------	-----------

Date: 04/07/2008	Sheet 1 of 1
---------------------	-----------------