


AL 1

DRP-480-24



AC INPUT
N L



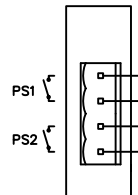
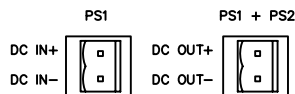
DC OUTPUT
-V -V +V +V



Vmove



BD005



AL1 ALARM

AL2 ALARM



DC IN+
DC IN-



PS2



AL 2

DRP-480-24



AC INPUT
N L



DC OUTPUT
-V -V +V +V



Vmove



COLLEGARE AL CARICO

COLLEGARE ALLA RETE

COLLEGARE ALLA RETE

POWER ELECTRONICS s.r.l.

Title ILLUSTRATIVO SISTEMA DIN 480W RIDONATO
SCHEMA D'INTERCONSSIONE

Size A	Document Number	ILLsistRid480W	Rev.
--------	-----------------	----------------	------

Date:	24/10/2008	Sheet	1 of 1
-------	------------	-------	--------