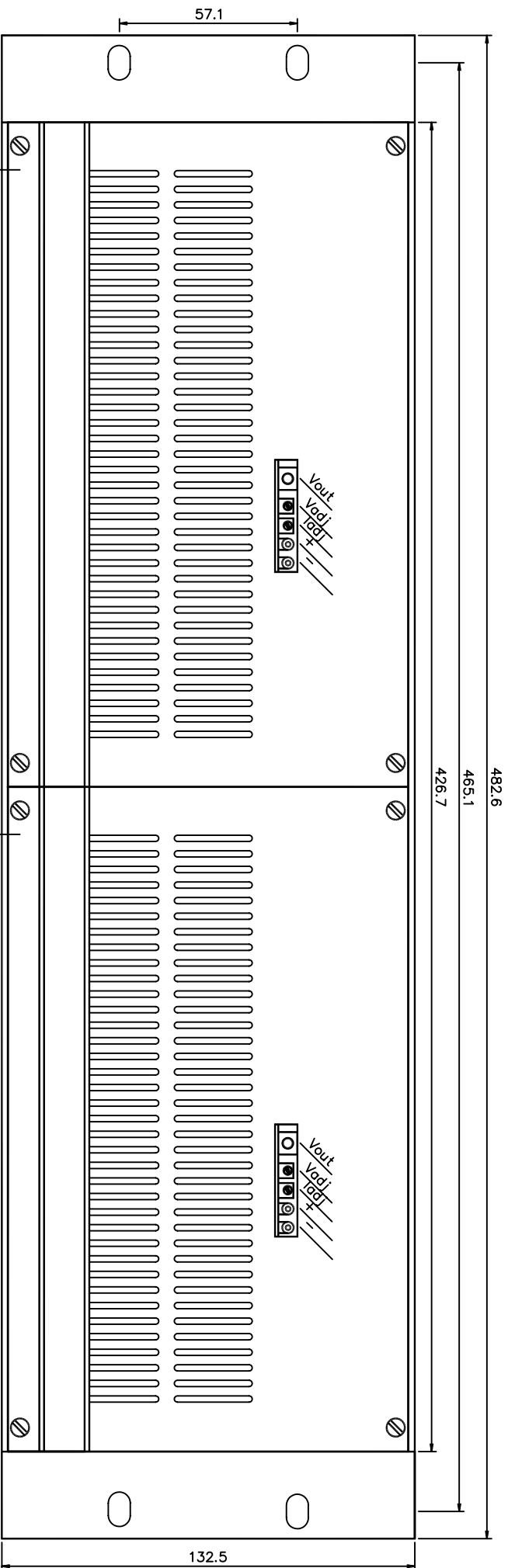


POWER ELECTRONICS s.r.l.		
SISTEMA DI ALIMENTAZIONE RIDONDATA AC/DC		
Title		
SCHEMA DI CONNESSIONE		
Size	Document Number	Rev
A4	RK3-7689	A
Date:	Friday, September 12, 2008	Sheet 1 of 4



- (A) AL1 - EL342A-X00
- (B) AL2 - EL342A-X00

POWER ELECTRONICS S.r.l.

Title SISTEMA DI ALIMENTAZIONE RIDONATO AC/DC
 VISTA PANNELLO FRONTALE / FRONT PANEL VIEW

Size A Document Number

RK3-7689

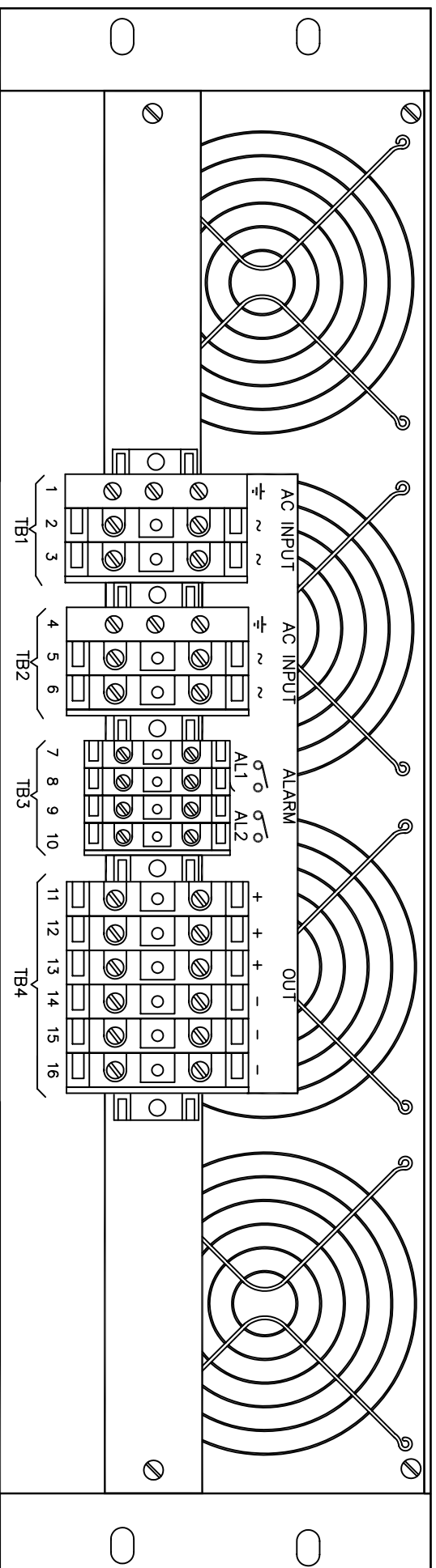
Rev. A

Date:

12/09/2008

Sheet 2

of 4



- TB1 – MORSETTIERA INGRESSO VAC AL1
INPUT BARRIER STRIP VAC AL1
- TB2 – MORSETTIERA INGRESSO VAC AL2
INPUT BARRIER STRIP VAC AL2
- TB3 – MORSETTIERA ALLARMI AL1 AL2
ALARM BARRIER STRIP AL1 AL2
7 –8 ALLARME AL1 / AL. AL1
9–10 ALLARME AL2 / AL. AL2
- TB4 – MORSETTIERA USCITA PER COLLEGAMENTO AL CARICO (VDC)
OUTPUT BARRIER STRIP TO CONNECTED TO LOAD (VDC)

POWER ELECTRONICS S.r.l.

Title SISTEMA DI ALIMENTAZIONE RIDONATO AC/DC
VISTA PANNELLO POSTERIORE / REAR PANEL VIEW

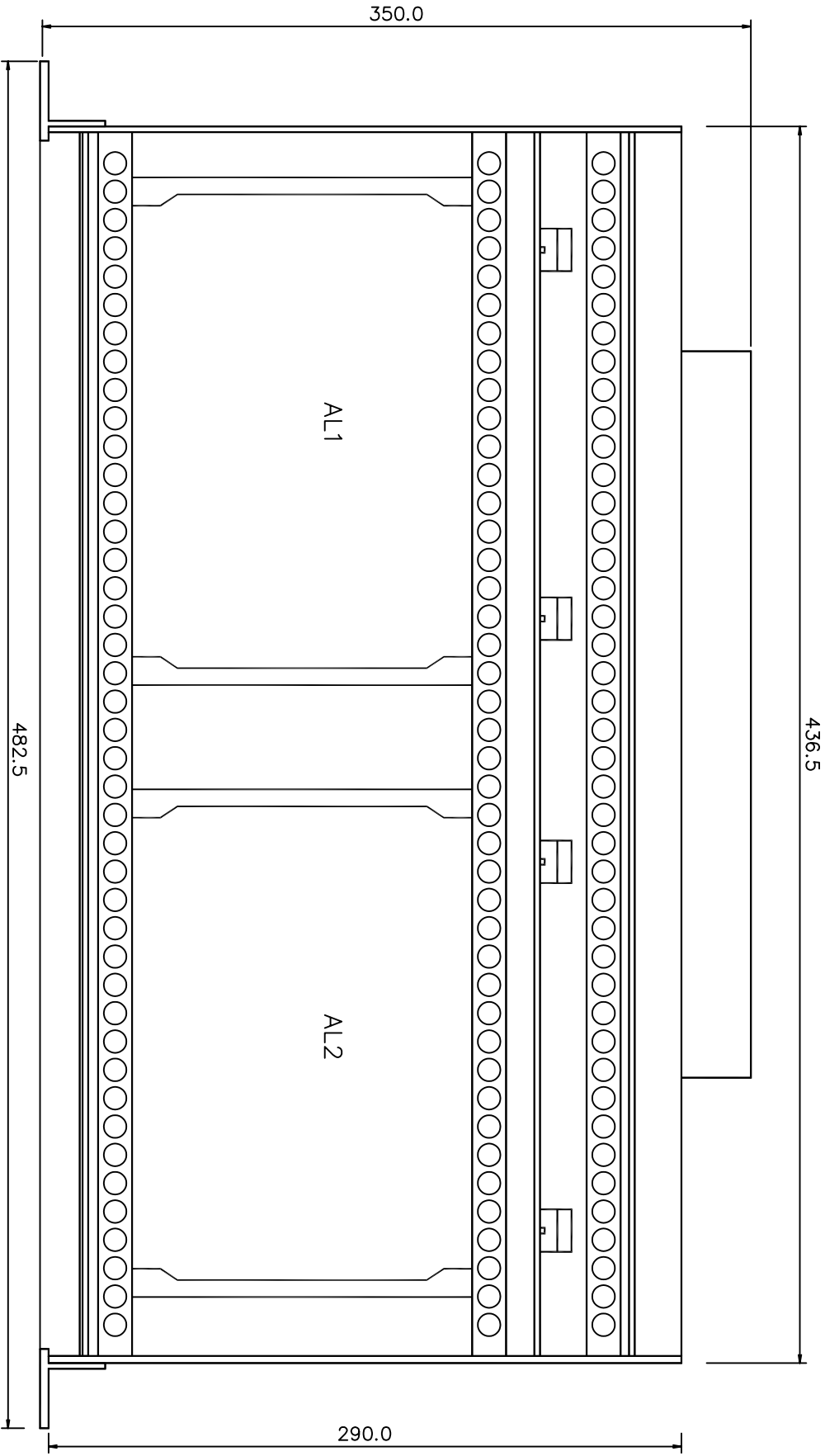
Size Document Number

RK3-7689

Rev.
A

Date: 12/09/2008

Sheet 3 of 4



POWER ELECTRONICS S.r.l.

Title SISTEMA DI ALIMENTAZIONE RIDONNATO AC/DC
VISTA SUPERIORE / UPPER VIEW

Size	Document Number	Rev.
A	RK3-7689	A
Date:	12/09/2008	Sheet 4 of 4